




Newsletter November 2019  
Issue #11



## Contents

Message from the President .....	2
Guild Business News .....	2
Old News .....	2
Guild Meeting Location .....	2
Raise in Membership Fees .....	2
Address List .....	2
Guild Officers .....	3
Past events.....	3
A Dyeing Workshop in Blue and Pink .....	3
Ag Day.....	6
Upcoming Fiber Events, Craft Fairs and Workshops.....	7
The Fiber Festival of New England 2019 .....	7
General Announcements.....	8
Roc Day 2020 Spinning and Knitting/Crochet Challenge .....	8
Blacksheep Handspinner's Guild Winter Retreat 2020.....	10
General Fun stuff.....	12
Basic Muffins .....	12
Interesting Reading .....	13
To Place an Ad.....	13
Vendors .....	14
Membership Form .....	15

## **Message from the President**

Dear Fellow Spinners,

Fall is still beautiful, but it is getting colder and my mind wanders towards winter. And of course, towards Roc Day. The Roc Day competition is so popular this year that Allison and Anne had to order more top to provide everyone interested with fiber. I myself am eagerly spinning and plying for the competition – and as it turned out so eagerly plying that I had to unspin my yarn again, so it still resembles yarn and not kinked up wire.

We also will have a paper bag raffle again this Roc Day and if anyone still has some spare time to make something for it, that would be very appreciated.

Hope to see you all on our November meeting,

Angelika

## **Guild Business News**

The next guild meeting will be on Saturday, November 9, 2019 from 11:00am-3:00pm at All Saints Church Parish Hall, Route 34B, in Lansing, NY.

The Guild meets on the second Saturday of every month. Exceptions are possible-see location changes in the latest newsletter!

## **Old News**

### **Guild Meeting Location**

All members are asked to be on the lookout for an alternative potential meeting location in a reasonable price range. It must have adequate parking.

### **Raise in Membership Fees**

In order to cover our higher rental bills, we voted to increase membership fees by \$5 to yearly fee of \$25 starting January 2020.

### **Address List**

We put together an address list featuring, names, email addresses, and telephone numbers. The list is available in printed form at guild meetings or by request to Secretary, Wayne Harbert at [weh2@cornell.edu](mailto:weh2@cornell.edu) or phone [607-564-9328](tel:607-564-9328).

If you know of folks who would like to join please have them notify Louise Henrie at: [henrielm6@aol.com](mailto:henrielm6@aol.com)

## Black Sheep Handspinners Guild Newsletter

### **Guild Officers**

President	Angelika St.Laurent
Vice President	Sue Quick
Secretary	Wayne Harbert
Treasurer	Louise Henrie
Newsletter	Suzanne Schwartz
Workshops	Marcia Weinert
Webmaster	Rosane Mordt
Roc-Day Coordinator	Yvonne LaMontagne

### **Past events**

Saturday October 12, 11:00am-3:00pm

### **A Dyeing Workshop in Blue and Pink**

With Wayne Harbert

A Report on the Dyers' Workshop  
Wayne Harbert

Good news first. We enjoyed a pleasant afternoon spinning and dyeing together, and learned a few things. The black walnut hull pot yielded its expected earthy brown. Especially nice was the cotton scarf pre-mordanted with sumac leaves that Rachel dyed after tying it for an interesting pattern.





The madder and walnut leaf pots yielded similarly pleasing results, shown in the examples that Renata is holding.

Onion skins yielded the surprising orange that Lynn is showing off.



The much-vaunted Japanese indigo vat, on the other hand, was, in a word, a disaster. We seem to have seriously overloaded it, and have introduced too much dreaded oxygen, which rendered

the indigo chemical inert. I was afraid that this was happening, as the vat became progressively bluer when we were adding fiber to it. In retrospect, I think that the mesh bags may have been partly at fault, harboring too much air as they were immersed, as was the progressive agitation that came with adding more and more fiber, and trying to keep the mass submerged. In any case, the dyeing effect was very weak. Some of the fiber at the bottom of the pot came out stained with a bit of blue, but that was it. Oh, well. Negative results are also results. I've rinsed all of the fiber out, and will give it a another try with my second harvest of Japanese indigo, which I've just picked in advance of this weekend's promised frost. (Remarkably, we won't get our first frost up here on the hill until November.). I'll let you know how it comes out. As I cautioned before, success is not guaranteed. That's what makes it an adventure.



Another of our experiments moved our understanding forward by giving mixed results. It turns out you can in fact get pleasing pinks from avocado pits, by chopping them (carefully), putting them in a canning jar full of water, with 1/4 cup of ammonia added per quart, and letting them sit for a week or more, adding new pits as they become available. This is a good thing, since eating ten avocados at a sitting is probably not advisable. Contrary to

what I'd read, though, soaking the fiber in the cold solution isn't sufficient to impart the color to it. I did that for ten days, and the yarn still came out white after rinsing. But straining the pleasingly red liquid through cheesecloth and then simmering the fiber in it for an hour (120 degrees) and leaving it in the pot to cool resulted in the pleasing pink in the picture. The experiment with avocado skins is still ongoing.

For those of you who left fiber in the walnut leaf pot and the goldenrod pot, I'll bring it to the November meeting, as well as a vest I think someone left here.

**Ag Day**

On October 18<sup>th</sup>, Rachael Skye, her friend Agnes, and Ann Furman provided demonstration of carding and spinning with both drop spindle and wheel.



Ann reported that even though the weather was a bit nippy they received a warm welcome and had lots of questions and interest in what they were doing.

## Upcoming Fiber Events, Craft Fairs and Workshops



Renata Brenner and Sharon Gombas will be heading northeast to West Springfield Mass. They will have the Felted Flora booth both days.

### **The Fiber Festival of New England 2019**

- Saturday, November 2, 2019 9:00 AM  
Sunday, November 3, 2019 10:30 AM
- Big E Fairgrounds Springfield, MA ([map](#))
- [Google Calendar ICS](#)

Presented by Eastern States Exposition and New England Sheep & Wool Growers Association

Nov. 2 & 3 • Sat., 9am – 5pm; Sun., 9am – 3pm  
Mallery Complex at Eastern States Exposition  
Buy tickets [here](#).

Fiber enthusiasts are coming together for the annual Fiber Festival of New England to promote the use of wool and other natural fibers and related products to the general public!

[Directions](#)

[Fiber Festival Workshops](#)

[Fleece Sale](#)

[New Vendors Application](#)

[Schedule of Events](#)

[Vendor List](#)



Source:: <https://www.easternstatesexposition.com/p/fiberfestival>

## General Announcements

### **Roc Day 2020 Spinning and Knitting/Crochet Challenge**

Spin 3.5 oz of Targee wool roving to create yarn. Spinning techniques are your choice – any gauge, any ply, any technique. Use the yarn you spin to knit or crochet a neck warmer (can't be a scarf or a shawlette). You may choose the pattern. Use **only the fiber provided** with no dyeing or additions of any kind. It is not necessary to use all the fiber. It is necessary to use only the fiber provided. Turn in your neck warmer to the contest table by 10:30 AM or earlier as the judges need time to consider entries.



There will be two judgments: one by people's choice and one by Black Sheep members for proficiency of spinning, knitting or crocheting.

Contact person for this event is Anne Furman.

[ahfurman@yahoo.com](mailto:ahfurman@yahoo.com)

[607-387-4141](tel:607-387-4141)

### **2019 Small Ruminant Management and Fiber Conference – Registration deadline Oct 31<sup>st</sup>!**

Morrison Hall, Cornell University, Ithaca, NY on November 9th and 10<sup>th</sup>, 2019

Sponsored by Cashmere Goat Association and the Cornell Sheep & Goat Program

This conference is aimed at prospective and experienced goat and sheep raisers and is also relevant to fiber enthusiasts, designers and processors, as well as youth, college students and professionals interested in small ruminant research. Speakers include nationally renowned fiber specialists and farmers such as Wini Labrecque as well as veterinarians and researchers from Cornell University, Langston University's internationally acclaimed Goat Research Center, and Virginia Tech. Saturday morning's presentations focus primarily on flock and herd health. Dr. Mary Smith DVM will start the conference by guiding us through setting up a flock/herd health management program with a second presentation on coping with foot and skin issues in small ruminants. Saturday afternoon activities include hands-on practicals on nutrition, lambing/kidding, hoof care, body condition scoring and conformation evaluation. Saturday's activities will also include discussions on parasites, fiber basics and marketing, and developing breed databases. Sunday morning presentations will cover cashmere genetics, genetics for color in fiber goats and sheep, and nutrition for follicle development and fiber production in small ruminants. Afternoon activities include hands-on labs evaluating cashmere, mohair, wool, alpaca and vicuna and presentations on designing and marketing fiber products taking into account the scale of production. Attendees will also have the opportunity to learn more about proactive farm management to improve livestock/predator coexistence and farm /wildlife habitat from Dr. Nora Desmond, DVM of Chianti Cashmere, Italy. The hands-on, specialized cashmere, mohair, wool, alpaca fiber evaluation classes are designed to increase the expertise of goat/sheep/alpaca farmers and fiber mills/designers responding to the increased interest in American fiber.

For people attending both days, the fee is \$80 for non-members of the Cashmere Goat Association (CGA) and \$65 for members of CGA. If interested in joining CGA, please go to <http://www.cashmeregoatassociation.org/cga-membership-registration/> . The fee to attend a single day (be it Saturday or Sunday) is \$50 for both CGA members and non-members. Youth discounts are available as well by contacting Christine McBrearty-Hulse at [cmcbreartyhulse@gmail.com](mailto:cmcbreartyhulse@gmail.com).

To register go to <https://www.eventbrite.com/e/2019-small-ruminant-management-and-fiber-conference-tickets-61240114832> or send a check made out to Cashmere Goat Assoc. to Barbara Jones, 126 Morrison Hall, 507 Tower Rd., Dept. of Animal Science, Cornell Univ., Ithaca, NY 14853 indicating what days you are registering for and how many people. **Registrations must be received by Thursday October 31<sup>st</sup>!** More information is available at

**Small Ruminant Management and Fiber Conference.** An **Updated Schedule** is also available online.



### **Blacksheep Handspinner's Guild Winter Retreat 2020**

February 21<sup>nd</sup> to February 23<sup>rd</sup>

Price of \$175 includes - Shared Room w/shower, 4 meals and linens. A deposit of \$25 is required to hold your spot.

The cost includes meals: Saturday breakfast, lunch, dinner, and Sunday breakfast. We bring our dish to pass, goodies and drinks (wine) etc for Friday night. (We always have more than enough.)

Special Dietary needs can be accommodated if Kat is notified at least one week in advance.

**PLEASE NOTE: No walk-ins are allowed. *You MUST Sign Up and Pay to attend.* That's why there are 4 months to pay, no exceptions.**

#### **Contact:**

Kat Thomas - 607 345-7919 [katiris2@yahoo.com](mailto:katiris2@yahoo.com)

1554 E River Rd

Cortland NY 13045

Pay with check, cash or PayPal Non Refundable Deposit Required

It's a fun event held at [Casowasco Camp & Retreat Center](#) we stay in Galilee

### Galilee

Galilee is the renovated, former summer home of the Case Family. The history of the building melds beautifully with hotel-style accommodations, creating an ideal place for groups to meet. This is the building most guests equate with Casowasco because of its history, location (on the lake), and beauty.

The Rusty Best Memorial Library features an unmatched view of Owasco Lake and a cozy place to enjoy a book. Galilee also has a large living room that is typically used as the main meeting area for groups. The 2nd Floor has seen the most work and has become one of the most luxurious place to stay on site. Almost all of the bedrooms feature their own full baths and a beautiful view.

Galilee includes 12 bedrooms, 10 bathrooms, and 9 showers to accommodate up to 29 guests. Pillows and blankets are included with each room. The building features a piano, kitchenette, two gas fireplaces, and two covered porches. The larger porch has been updated for extended use in colder seasons with a transparent vinyl enclosure and propane patio heater. The campfire circle is located a short distance off the south porch, along the shore of Owasco Lake.

### History

The history of Galilee is part of its unique charm. The building we now call Galilee was the former summer home of Theodore and Gertrude Case. Built in 1896 and uniquely designed to fit the contour of the shoreline, it quickly became the centerpiece of the Case estate. The rail road that runs along the property dropped off many famous guests during those years - including an alleged visit by Mr. Walt Disney.

After the purchase of the property in 1946, Galilee began to undergo what would be several changes, all with the intent of making the building into a retreat facility. In the late 70's, it was almost closed for lack of funds to make the upgrades - but through volunteer work and an aggressive fund raising campaign, Galilee survived. Recent history has been very good to the facility. A large gift given by Peg Shields in the name of her parents, the Veters, has enabled a massive renovation - insuring that this beautiful piece of history will be used for many years to come.

## General Fun stuff

### Basic Muffins

Marilee Williams contributed the following recipe.

*Asa Ransom House, Clarence, NY*

2 c. unbleached flour\*                      ½ c. oil  
1 c. whole wheat flour\*                      2 large eggs (combined with fruit suggested below)  
1 Tbsp. baking powder                      1½ c. milk (variable, depending on how moist fruit is)  
1 c. sugar

\*I use 3 c. organic whole wheat pastry flour

1. Preheat oven to 350 and grease 18 muffin cups.
2. Whisk together dry ingredients. Add combined remaining ingredients; avoid overmixing. Fill muffin cups (I find 1/3 c. measure works well) and bake 15-20 minutes or until toothpick inserted in center of muffin comes out clean. Cool 5 min in muffin tins then remove to cool on rack.

Variations: (to be added with eggs to basic mixture)

- ½ c. crushed pineapple
- ½ c. crushed pineapple and ½ c. coconut
- 3 mashed ripe bananas
- 2 mashed ripe bananas and ½ c. diced strawberries
- 1 tsp. each of cinnamon, nutmeg, allspice and 1 c. raisins
- 1 c. chopped cranberries and 1 tsp. grated orange rind
- 1 c. blueberries and 1 tsp. grated lemon rind
- 1 c. pureed pumpkin or squash and 1 chopped apple

*This recipe always turns out well no matter the variation. Use your imagination and **enjoy!***

**Interesting Reading**

Shelly Marino is currently visiting Israel. She came across the following article and sent us a link.

<https://www.timesofisrael.com/knitters-worldwide-recreate-sweater-worn-by-girl-who-survived-holocaust-in-sewer/>

**To Place an Ad**

The cost for ads is \$5.00 per month for non-members. Current members may submit one business-card sized classified ad per month for free. Send a check made out to BSHG to our treasurer, Louise Henrie, 417 2nd Street, Ithaca, NY 14850. Send the ad in digital form to the newsletter editor, [choonja43@gmail.com](mailto:choonja43@gmail.com).

Vendors

**TRINITY FARM**  
Registered Shetland and Icelandic Sheep  
hand-spun Yarns, Carded Roving, Well-Shirted fleece

Margaret G. Flowers    Matthew W. Dietert  
Aurora, NY 13026  
[www.trinityfarm.net](http://www.trinityfarm.net)  
315-246-1178    [mflowers@wells.edu](mailto:mflowers@wells.edu)



**spinning Bunny**

Hand Dyed Fiber & Yarn  
Hand Crafted Spindles & Stools  
Patterns, Kits, Accessories  
[www.spinningbunny.com](http://www.spinningbunny.com)  
[www.etsy.com/shop/spinningbunny](http://www.etsy.com/shop/spinningbunny)  
607-227-1216  
311B Tupper Rd, W. Danby, NY 14883

Handmade Glass Whorls  
Buttons, Pins & Beads  
by Isinglass Design



glass whorls for  
medieval & viking  
inspired spindles

Beads, felted puppets and  
scarves now at [lthacamadefacebook.com/glassbeadstudio](http://lthacamadefacebook.com/glassbeadstudio)

[www.glassbead.etsy.com](http://www.glassbead.etsy.com)

**Jim's Woodworks**

Wheels & Spindles  
Skeinwinders  
Orifice Hooks  
Folding Spinning Stools  
Yarn Measurers  
Wheel Repairs



607/564-7178 or 607/227-1346  
<http://www.spinningbunny.com>




**Lady Llama Fiber Co.**  
Fine Fiber Arts Products


Kelli Terwilliger

Handpainted Yarn  
Handspun Yarn  
Spinning Fibers  
Knitting Accessories  
...and more

(716)673-5050  
[ladyllamafiberco@gmail.com](mailto:ladyllamafiberco@gmail.com)  
Shop: [www.ladyllamafiberco.etsy.com](http://www.ladyllamafiberco.etsy.com)



**CHEMUNG VALLEY FIBER  
ARTS GUILD**



Dedicated to Preserving & Teaching the Art  
of Handspinning and other Fiber Arts.  
<http://chemungvalleyguild.wordpress.com/>

**Felted  
Flora**

Hand Knit & Felted Designs  
by Renata Brenner

[FeltedFlora@stny.tr.com](mailto:FeltedFlora@stny.tr.com)  
[www.etsy.com/shop/FeltedFlora](http://www.etsy.com/shop/FeltedFlora)

UNDENIABLY  
**Loopy**

Award-Winning Design & Instruction

**MARCIA WEINERT**  
knitting | handspinning | felting | crochet  
585 872 4267 | [undeniablyloopy@gmail.com](mailto:undeniablyloopy@gmail.com) | [www.undeniablyloopy.com](http://www.undeniablyloopy.com)



**Membership Form**

Name \_\_\_\_\_

Address \_\_\_\_\_

\_\_\_\_\_

\_\_\_\_\_

Email (Print Neatly) \_\_\_\_\_

Phone # \_\_\_\_\_

This information will be shared with registered guild members. If you wish to remain anonymous, please let Louise Henrie know.

Please list your wheel(s)  
\_\_\_\_\_

Do you spindle spin? Yes or No (circle)

Do you Knit? Weave? Crochet? Dye? (Natural or Chemical?):

Would you be willing to share your skills with other members (ie: teach beginners, present a meeting topic, demo to the public, etc?)

If you raise fiber animals, please list them here \_\_\_\_\_

We need your help on committee(s). If you would like to volunteer, let our president, Angelika St.Laurent know!!!

- |             |           |
|-------------|-----------|
| Roc Day     | Website   |
| Programming | Outreach  |
| Newsletter  | Treasurer |
| Membership  |           |

Our newsletter is distributed electronically. If this is a problem, please contact Suzanne Schwartz, 114 Sears St. Ithaca, NY 14850 (607) 277-6903. Please fill this out and either bring it to a meeting or mail it with your check for \$25 to: Louise Henrie, 417 2nd Street, Ithaca, NY 14850